

F&P™: Student Results

View Multiple results per row ▾ Filter Options ▾ Print

Charts & Graphs in Color

| # | Student | 2017 Winter-F&P Reading grade 1 ▾ | | | 2017 Spring-F&P Reading grade 1 ▾ | | |
|----|-------------------|-----------------------------------|----------|------------|-----------------------------------|--------|------------|
| | | Level | Scaled ▾ | F&P Letter | Level | Scaled | F&P Letter |
| 48 | Overbook, Anelise | Meets Expectations | 10 | J | Exceeds Expectations | 13 | M |
| 49 | Andrews, Siggy | Meets Expectations | 10 | J | Exceeds Expectations | 12 | L |
| 50 | Boyer, Eden | Approaches Expectations | 9 | I | Exceeds Expectations | 12 | L |
| 51 | Callomar, Isabel | Approaches Expectations | 9 | I | Exceeds Expectations | 13 | M |
| 52 | Reed, Emma | Approaches Expectations | 9 | I | Does Not Meet Expectations | 8 | H |
| 53 | Reign, Peter | Approaches Expectations | 9 | I | Meets Expectations | 10 | J |
| 54 | Reynolds, Tiffany | Approaches Expectations | 9 | I | Exceeds Expectations | 13 | M |
| 55 | Fisher, Caleb | Approaches Expectations | 9 | I | Exceeds Expectations | 13 | M |
| 56 | Martins, Elsie | Approaches Expectations | 9 | I | Exceeds Expectations | 13 | M |
| | | Does Not Meet | | | Exceeds | | |
| | Average: | | 8 | | | 10 | |

- » Sort students by achievement level (both letter and numeric score)
- » View performance across multiple administrations

F&P™: Custom Reports



Primary grouping
 Program ▾

Secondary grouping
 Test ▾

Create Report Set Filters

Charts & Graphs in Color
 Standard View
 Mastery View

Show table Show chart
 Show values

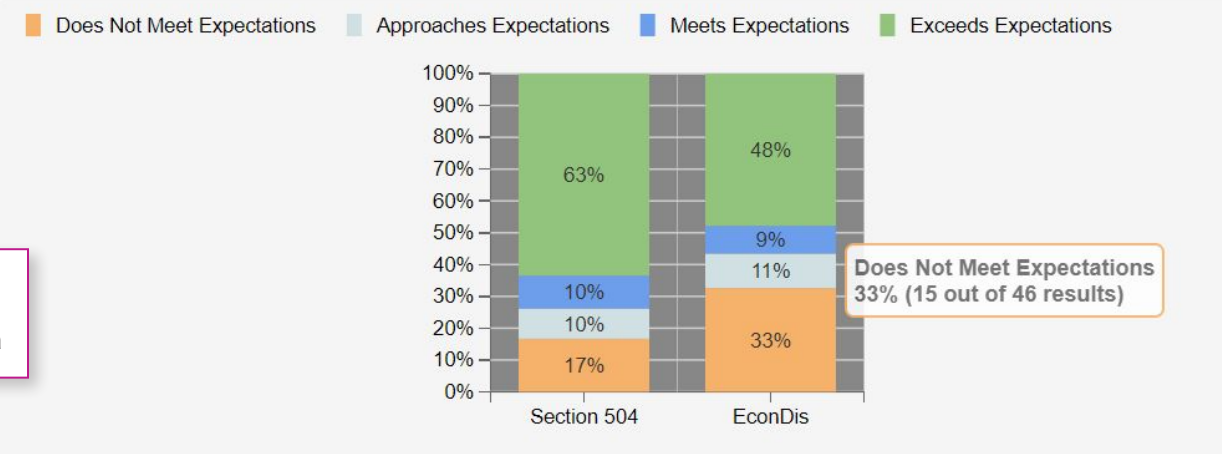
 

Print

Selected tests 2017 Spring-F&P Reading grade 1, 2017 Winter-F&P Reading grade 1
Period From Sep 1, 2017
Filters **Programs:** Section 504, EconDis

Select data series 2017 Spring-F&P Reading grade 1 ▾

| Program | Exceeds E... | Meets Exp... | Approache... | Does Not ... |
|-------------|--------------|--------------|--------------|--------------|
| Section 504 | 63% | 10% | 10% | 17% |
| EconDis | 48% | 9% | 11% | 33% |



- » View mastery by program
- » Print reports and export data

F&P™: Custom Reports



Primary grouping
 Student Grade ▾

Secondary grouping
 (None) ▾

Create Report Set Filters

Charts & Graphs in Color
 Standard View **Mastery View**

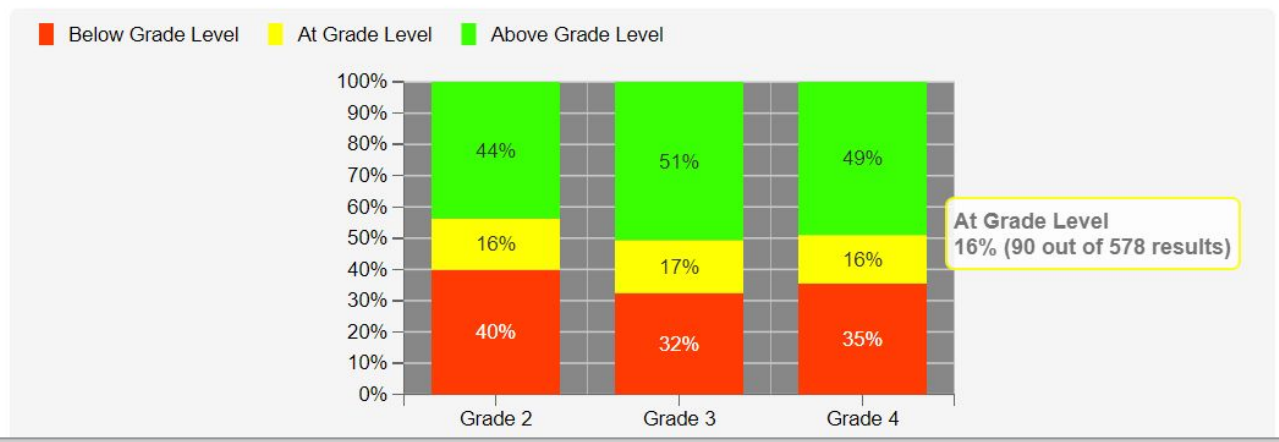
Show table Show chart
 Show values

Print

Selected tests 2017-2018 Fall-F&P Read grade 2, 2017-2018 Fall-F&P Read grade 3, 2017-2018 Fall-F&P Read grade 4
Period From Aug 1, 2009

| Student Grade | Above Gra... | At Grade L... | Below Gra... |
|---------------|--------------|---------------|--------------|
| Grade 2 | 44% | 16% | 40% |
| Grade 3 | 51% | 17% | 32% |
| Grade 4 | 49% | 16% | 35% |



- » View mastery by grade level
- » Table and chart display

F&P™: Custom Reports

Primary grouping

School ▼

Secondary grouping

(None) ▼

Create Report

Set Filters

Charts & Graphs in Color

Standard View **Mastery View**

Show table

Show chart

Show values



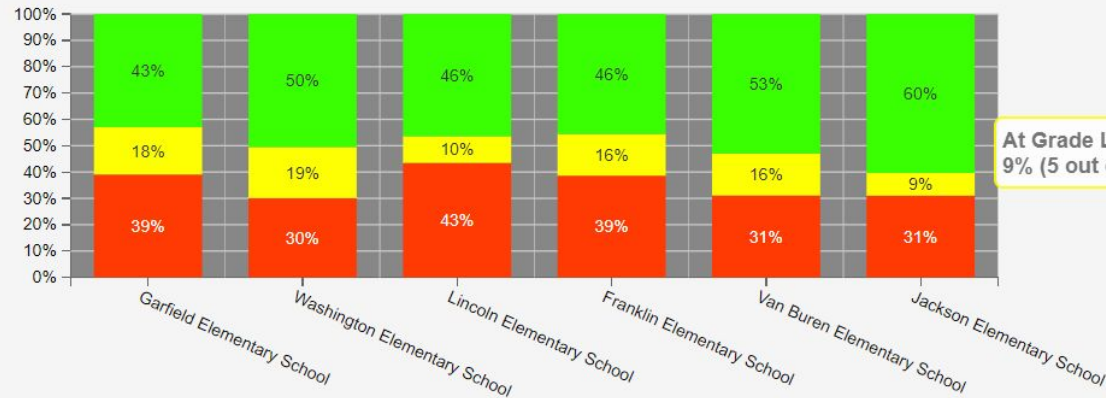
Print

Selected tests 2017-2018 Fall-F&P Read grade 4

Period From Aug 1, 2009

| School | Above Gra... | At Grade L... | Below Gra... |
|------------------------------|--------------|---------------|--------------|
| Garfield Elementary School | 43% | 18% | 39% |
| Washington Elementary School | 50% | 19% | 30% |
| Lincoln Elementary School | 46% | 10% | 43% |
| Franklin Elementary School | 46% | 16% | 39% |
| Van Buren Elementary School | 53% | 16% | 31% |
| Jackson Elementary School | 60% | 9% | 31% |

■ Below Grade Level ■ At Grade Level ■ Above Grade Level



At Grade Level
9% (5 out of 58 results)

Compare achievement by school

F&P™: Student History

Alvarez, Johanna (83647)

Group by: Subject Test type Year None

Newest to oldest

No date range selected Charts & Graphs in Color

| Test Name | Date | Score | Letter | Level |
|--------------------------------|--------------|-------|--------|-------------------|
| 2016-2017 MP4-F&P Read grade 4 | Jun 20, 2017 | 20 | T | Above Grade Level |
| 2016-2017 MP3-F&P Read grade 4 | Mar 31, 2017 | 19 | S | At Grade Level |
| 2016-2017 MP2-F&P Read grade 4 | Jan 15, 2017 | 17 | Q | Below Grade Level |
| 2016-2017 MP1-F&P Read grade 4 | Oct 31, 2016 | 16 | P | At Grade Level |

■ Above Grade Level

■ At Grade Level

■ Below Grade Level

- » Monitor progress for a single student across multiple administrations
- » View Achievement Level, Letter, and Numeric Equivalent
- » Print reports for a single student or entire class