

Intervention Content

Filter Learning Resources

Grade

Subject

Content Provider













Type

- » Download skill-based intervention resources
- » Load and organize district developed resources

Learning Resources

Show entries

Search:

	Subject	Grade	Resource Name	Type	Content Provider
 	Language Arts	5	G5-Cause and Effect-L1	Lesson/Worksheet	
 	Language Arts	5	G5-Compare-Contrast-L1	Lesson/Worksheet	
 	Language Arts	5	G5-Compound Words-L1	Lesson/Worksheet	
 	Language Arts	5	G5-Conclusions-L1	Lesson/Worksheet	

Student Facing Resources

Name _____

1 Compare and Contrast

STEP 1: Make the Connection

Compare. When you *compare* two or more people, places, or things, you show how they are alike.

Contrast. When you *contrast* two or more people, places, or things, you show how they are different.

A Choose a person. Compare and contrast yourself to someone you know. You can choose a brother, sister, cousin, or any other relative, or a friend, or classmate.

Your choice is: _____

B Get specific. What do you want to compare or contrast? Check one or two characteristics, or come up with another one.

- | | | |
|--|--|---|
| <input type="checkbox"/> height | <input type="checkbox"/> age | <input type="checkbox"/> hair color |
| <input type="checkbox"/> interests | <input type="checkbox"/> favorite subjects | <input type="checkbox"/> favorite classes |
| <input type="checkbox"/> talkativeness | <input type="checkbox"/> friendliness | <input type="checkbox"/> athletic ability |

Other characteristics: _____

C Compare. Here's an example.

Teacher Guide

1 Compare and Contrast

STEP 1: Make the Connection

Class
10 minutes

Model with an example. Choose two people you know. Model with students the procedure for comparing and contrasting two people. For example, you might compare two friends. Write the names of these people on the board.

Get specific. Make a simple graphic organizer to compare and contrast the two people. Students may want to add categories to the characteristics (i.e., favorite color or hobby). Explain to students that they have to decide *exactly* what they are going to compare or contrast. List the headings that are in the first column.

Characteristic	Gina	Aldo
age	36	42
friendliness	quiet	very outgoing
favorite subjects	history	history
interests	reading	tennis

Compare First, tell how they are alike. (They are both friends of mine. They like history.)

Contrast Then, tell how they are different. Gina is 36, Aldo is 42. Gina is quiet, but Aldo is very outgoing. Gina likes to read and Aldo likes playing