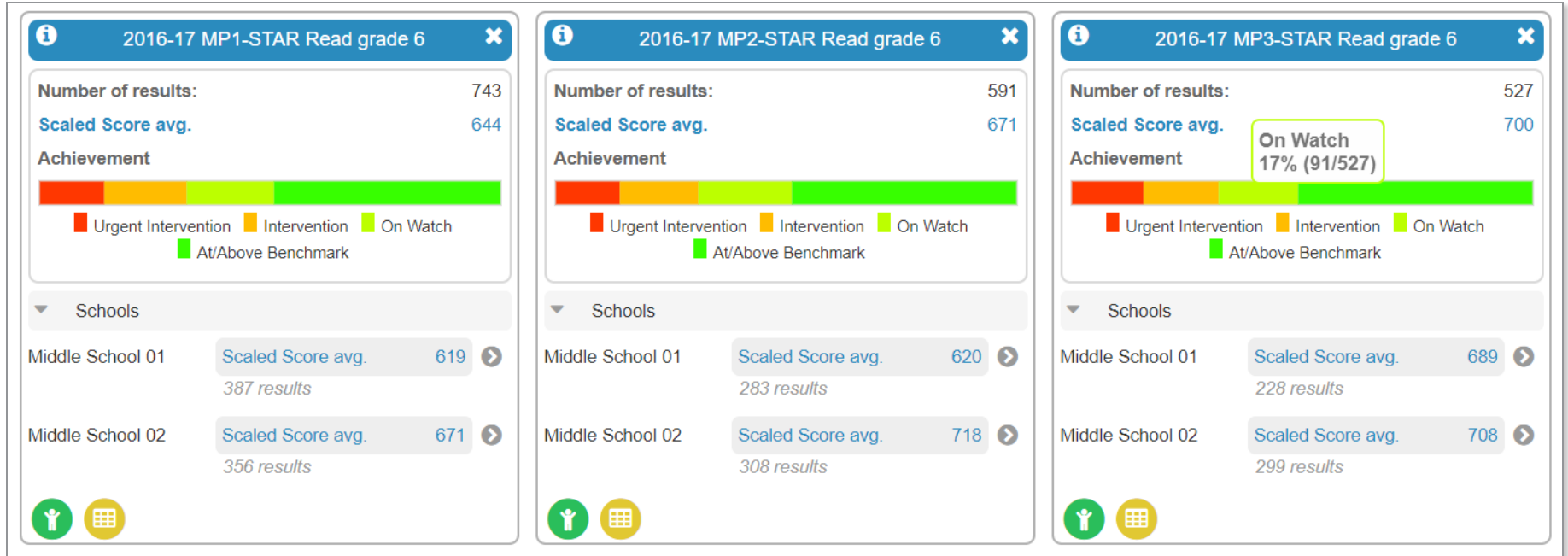


# STAR™: Dashboard



- » View multiple test administrations throughout the year
- » Hover over different achievement levels to display % and # of students

# STAR™: Custom Reports

**Primary grouping**

Year ▾

**Secondary grouping**

(None) ▾

Create Report    Set Filters

Charts & Graphs in Color

Standard View    **Mastery View**

Show table    Show chart

Show values

Print

**Selected tests**    2016-17 MP3-STAR Read grade 6, 2015-16 MP3-STAR Read grade 6, 2014-15 MP3-STAR Read grade 6

**Period**            From Aug 1, 2014

Year	At/Above B...	On Watch	Intervention	Urgent Inte...
2015	62%	20%	11%	7%
2016	23%	17%	17%	43%
2017	51%	17%	16%	16%

■ Urgent Intervention   ■ Intervention   ■ On Watch   ■ At/Above Benchmark

Year	Urgent Intervention	Intervention	On Watch	At/Above Benchmark
2015	7%	11%	20%	62%
2016	43%	17%	17%	23%
2017	16%	16%	17%	51%

Compare achievement by year

# STAR™: Custom Reports

**Primary grouping**

Program ▾

**Secondary grouping**

(None) ▾

Create Report Set Filters

Charts & Graphs in Color

Standard View  **Mastery View**

Show table  Show chart

Show values

Print

**Selected tests** 2016-17 MP4-STAR Read grade 4

**Period** From Aug 1, 2014

Program	At/Above B...	On Watch	Intervention	Urgent Inte...
Section 504	54%	23%	23%	0%
GenEd	68%	18%	11%	3%
BSI	35%	28%	29%	7%
Title I	35%	28%	29%	7%
Economically Disadvantaged	51%	20%	18%	11%
SpecEd	27%	20%	28%	25%

**Urgent Intervention** ■ **Intervention** ■ **On Watch** ■ **At/Above Benchmark** ■

Program	Urgent Intervention	Intervention	On Watch	At/Above Benchmark
Section 504	0%	23%	23%	54%
GenEd	3%	11%	18%	68%
BSI	7%	29%	28%	35%
Title I	7%	29%	28%	35%
Economically Disadvantaged	11%	18%	20%	51%
SpecEd	25%	28%	20%	27%
LEP	79%	4%	13%	4%

- » Compare achievement by program
- » Multiple chart display options

# STAR™: Custom Reports

**Primary grouping**

School ▼

**Secondary grouping**

Program ▼



Create Report    Set Filters

Charts & Graphs in Color

Standard View     **Mastery View**

Show table     Show chart

Show values

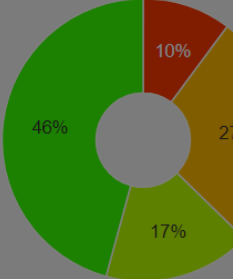
Print

**Selected tests**    2016-17 MP4-STAR Read grade 6

**Period**    From Aug 1, 2014

**Select data series**    BSI ▼

■ Urgent Intervention   
 ■ Intervention   
 ■ On Watch   
 ■ At/Above Benchmark



Middle School 01

**Student List**

**Selected tests**    2016-17 MP4-STAR Read grade 6

**Period**    From Aug 1, 2014

**School**    Middle School 01

**Program**    BSI

**Level**    Urgent Intervention

Student	ID	Test
Edmunds, James	4244487	2016-17 MP4-STAR Read grade 6
Hudson, Andrea	4244716	2016-17 MP4-STAR Read grade 6
Russell, Theresa	4248298	2016-17 MP4-STAR Read grade 6
Vance, Vanessa	4248382	2016-17 MP4-STAR Read grade 6
Wilkins, Alison	4244815	2016-17 MP4-STAR Read grade 6
Young, Jane	4244731	2016-17 MP4-STAR Read grade 6

Drill down on any achievement level and see underlying student names